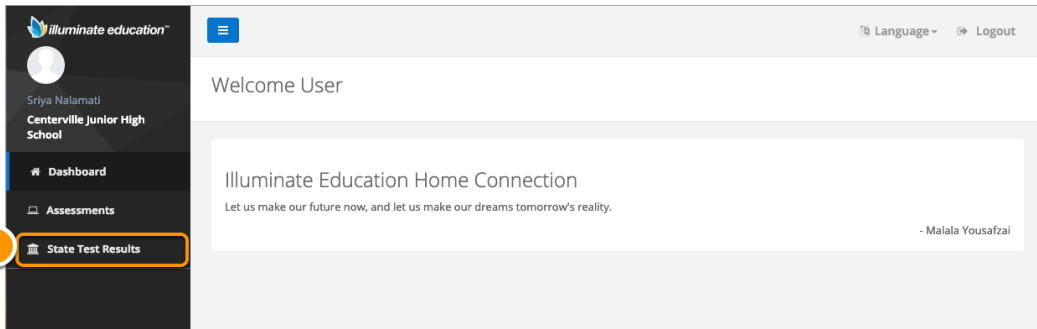
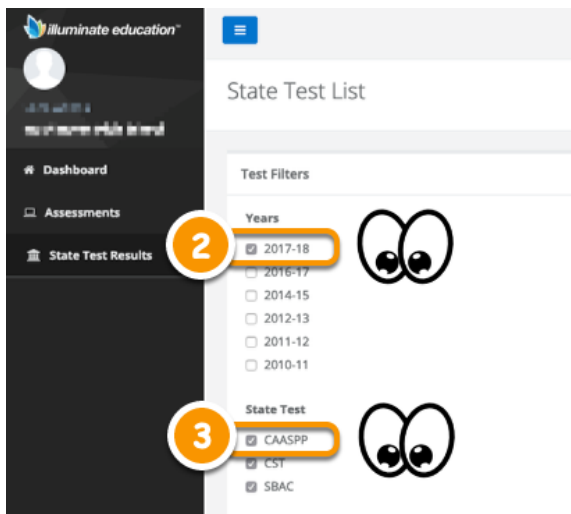


How to Find the CAASPP Score Report in [Illuminate Parent Portal](#)

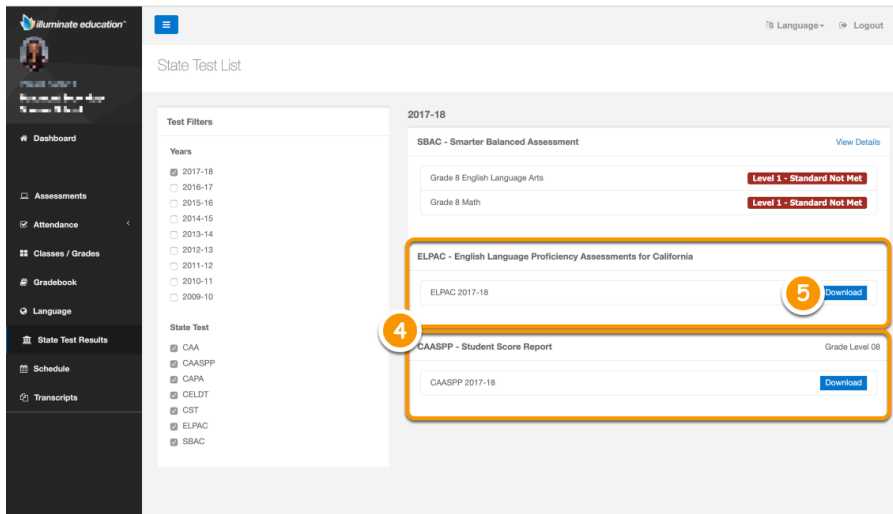
Find Your Test



Select Your Test



Download Your Report






The letter will download to your computer to open and view or print on your printer.

Open Your Report





STUDENT SCORE REPORT | 2018
Final, Creation Date: May 22, 2018

Grade 8 Results on California's Assessments

ENGLISH LANGUAGE ARTS/LITERACY (ELA)

Overall score for 2018: **2428**
Standard Not Met (Level 1)

2018 Area Performance:

2018 Area Performance	Below Standard	Near Standard	Above Standard
Reading: How well does your child understand stories and information that he or she reads?	✓		
Writing: How well does your child communicate in writing?		✓	
Listening: How well does your child understand spoken information?		✓	
Research/Inquiry: How well can your child find and present information about a topic?			✓

MAYERLI'S SCORE HISTORY

Achievement Level	GRADE 6	GRADE 7	GRADE 8
Overall Score			2428
State Average*	2517	2539	2597

MATHEMATICS

Overall score for 2018: **2336**
Standard Not Met (Level 1)

2018 Area Performance:

2018 Area Performance	Below Standard	Near Standard	Above Standard
Concepts & Procedures: How well does your child use mathematical skills and concepts?	✓		
Problem Solving and Modeling & Data Analysis: How well can your child solve and apply problem-solving skills?		✓	
Communicating Reasoning: How well can your child think logically and express thoughts in order to solve a problem?			✓

MAYERLI'S SCORE HISTORY

Achievement Level	GRADE 6	GRADE 7	GRADE 8
Overall Score			2336
State Average*	2507	2503	2538

A Parent's Guide to Mayerli's California Assessment of Student Performance and Progress (CAASPP) Score Report

CALIFORNIA DEPARTMENT OF EDUCATION (CDE)

STUDENT ID #: [REDACTED] DATE OF BIRTH: [REDACTED]
GRADE: 8 TEST DATE: Spring 2018

Dear Parent/Guardian of [REDACTED]:

This report shows [REDACTED] scores on the California Assessment of Student Performance and Progress (CAASPP) for English language arts/mathematics and mathematics. These tests are based on California's goal of preparing students for college and career.

[REDACTED] scores are just one measure of progress at school. These results should be considered along with other information—such as classroom tests, assignments, and grades.

Students achieve more when their parents are involved in their learning. Please use the resources outlined below to find out more about how you can help Mayerli continue to make progress and prepare for a bright future.

Sincerely,
Tom Torlakson
Tom Torlakson, State Superintendent of Public Instruction

Statewide Assessments: One Measure of Progress

CAASPP results give us one measure of how well students are mastering California's challenging academic standards. The skills called for by these standards—the ability to write clearly, think critically, and solve problems—are critical for preparing students for college and a 21st-century career.

What do my child's scores mean?
There are four levels of scores for ELA and mathematics for 8th grade. Achievement levels "Standard Met" and "Standard Exceeds" are the state targets for all students.

Grade 8	Standard Not Met Level 1	Standard Nearly Met Level 2	Standard Met Level 3	Standard Exceeds Level 4
ENGLISH LANGUAGE ARTS/LITERACY (ELA)	2288-2486	2487-2566	2567-2667	2668-2769
MATHEMATICS	2265-2503	2504-2585	2586-2652	2653-2802

Score ranges for each achievement level are different for each grade, and the standards for the next grade are higher than for the previous grade. As a result, students may need a higher score to stay in the same achievement level as the previous year.

Where to Get Help and More Information

Go to <http://testscoreguide.org/cal> for more information, including:

- Guide to reading and understanding the student score report.
- Parent Guide to the Smarter Balanced Summative Assessments with sample test items.
- Grade by grade practice tests are available on the CAASPP Web portal at <http://www.caaspp.org>.

For complete results for schools, districts, or across the state, visit the CDE CAASPP Results Web site at <https://caaspp.cde.ca.gov/>.

California Science Test (CAST) for Grade 8

This year, students in grade eight took part in a field test of the new California Science Test (CAST). When complete, this new test will measure students' understanding of the new California Next Generation Science Standards (CA-NGSS), which encompass the core ideas, concepts, and practices in science and engineering that students should master to be ready for college and a 21st-century career.

Much like California's standards in mathematics and English language arts/literacy, these new standards will give students an up-to-date science education and equip them with the ability to think critically, analyze information, and solve complex problems. The field test is meant to evaluate test questions, as well as help students and schools become familiar with the new standards and content.

* State averages are based on California students' scores from previous years. The state averages are updated each year, which may cause slight changes from what was displayed on the previous year's report.

To see state score ranges for all grades or for complete results for schools, districts, or across the state, visit the CDE CAASPP Results Web site at <https://caaspp.cde.ca.gov/>